


# Modular Switch Filter Bank

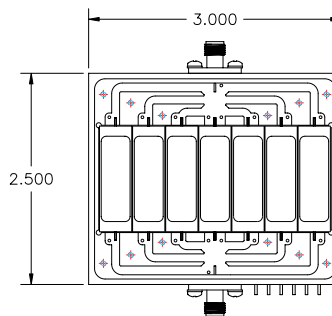
## ◆ Features:

- 2 Channel Through to a 7 Channel Configuration
- Low profile packaging
- High Channel to Channel Isolation
- Removable SMA Connectors and Filters



## ◆ Specifications:

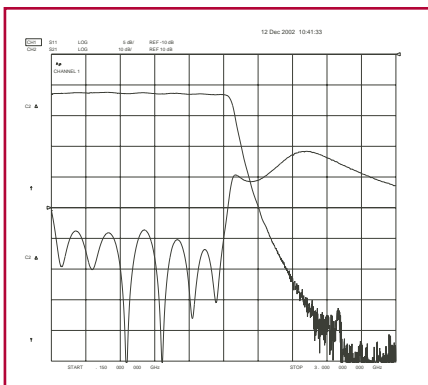
Modular:	Unit can be two channels up thru and including seven channels	Logic:	3 bit single ended TTL for five thru seven channels 2 bit logic available for two thru four channels
Mechanical:	Low profile .5 max. height (see mechanical outline)	Power supply:	+5 VDC other volt ages available
Filter Topologies:	Chebyshev, Gaussian, Butterworth, Linear Phase and Elliptical		
Frequency range:	100 MHz to 10 GHz		
VSWR:	2.0:1 Typical		
Bandwidth:	10% to 100% based upon filter topologies		
Isolation:	60 dB minimum		
Switching Speed:	< 400ns		



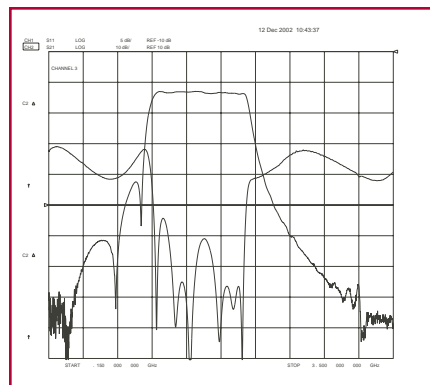
Logic Table 3 Bit			
	C	B	A
CH#1	0	0	0
CH#2	0	0	1
CH#3	0	1	0
CH#4	0	1	1
CH#5	1	0	0
CH#6	1	0	1
CH#7	1	1	0

## ◆ Applications:

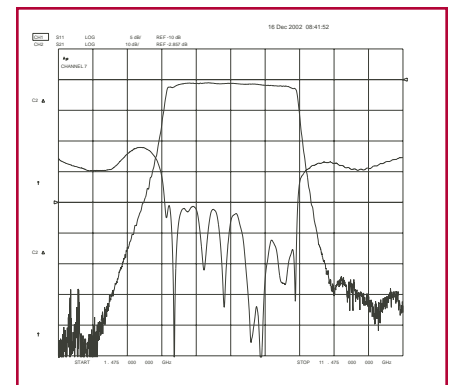
- Military Receiver Designs, Synthesizers, Radar and Guidance Systems



Performance Data



Performance Data



Performance Data

Filtering Solutions for Your Global Market

### USA

Phone: 410-749-2424  
 FAX: 410-749-5725  
 Email: sales@klmicrowave.com

### EUROPE

Phone: +44-(0)-1908-547920  
 FAX: +44-(0)-1908-695284  
 Email: sales@kleurope.com



A DOVER COMPANY

Order On-Line @ [www.klmicrowave.com](http://www.klmicrowave.com)